




6406 Series

MID-VOLUME INSERTER SOLUTION



- Modular, 10 configurations available
- High-capacity vertical output stacker
- 7" color touchscreen control panel
- Up to 50 programmable jobs
- Top-loading envelope hopper

FORMAX®

www.formax.com

Local Dealer:


The versatile **6406 Series** can be configured with **2 to 6 stations** for flexibility, with various input configurations: a **high-capacity document feeder**, **1 or 2 high-capacity production feeders**, standard and special feeders, **thin booklet feeder**, and **short feed trays**. Standard features include a **7" full-color touchscreen**, **high-capacity vertical output stacker**, **top-loading envelope hopper**, **AutoSet™** one-touch setup, and **up to 50 programmable jobs**. It's powerful enough to fold up to 10 sheets (half fold) or up to 8 sheets (tri-fold) at one time. Documents requiring inspection can be delivered automatically to the **divert station**. An optional CIS Scanner reads OMR, 1D, 2D, QR codes, and OCR printed anywhere on the page.




Graphics-Based Color Touchscreen
Quick and easy job setup, with paper and envelope presence sensors



High-Capacity Vertical Stacker
Vertical stacker holds up to 500 filled envelopes in a neat, sequential order



Optional Production Feeder
Holds up to 325 BREs or 1,200 inserts up to 6" long



Top-Loading Envelope Hopper
Holds up to 500 envelopes with on-the-fly reloading for continuous operation



Optional Full-Page CIS Scanner
Spans the width of the feeders and reads OMR, OCR, 1D, 2D, and QR codes

STANDARD FEATURES

7" color touchscreen
Modular flexibility
AutoSet™ one-touch setup
Envelope & paper presence sensors
High-capacity vertical output stacker
Up to 50 programmable jobs
Handles a variety of envelope sizes
Large, top-loading envelope hopper
C, Z, half, double parallel, no fold
Daily mail mode
Multi-feeding
Cascade mode
Folds up to 10 sheets at once
Variable insert capability
Eco mode
Double document detection
Divert station

OPTIONS

CIS scanner
Thin booklet feeder
Production feeders
Side exit trays
OMR, BCR, and OCR
Short feed trays
402 Series Jogger

SPECIFICATIONS

Speed	Up to 4,000 pieces per hour
Duty Cycle	Up to 60,000 pieces per month
Feeder Capacity	Up to 325 sheets, per feeder
Envelope Hopper	Up to 325 envelopes, top-loading
Vertical Output Stacker	Up to 500 filled envelopes
Sheet Size*	3.5" - 14" H x 5" - 9" W (89 x 356 x 229mm)
Programmable Jobs	Up to 50
Envelope Size*	6.3" - 9.7" L x 3.5" - 6.3" W (160 - 246 x 89 - 160mm)
Dimensions (4-station)	65" L x 32" H x 16.5" D (165 x 81 x 42cm)
Weight (4-station)	Approx. 242 lbs (110kg)
Power	100V AC 50/60Hz
Safety Certifications	UL, CE, approved

* Paper & envelope specifications may vary. All media must be tested

** Bottom-address documents can be processed only in half and z-fold modes, up to 5 sheets